


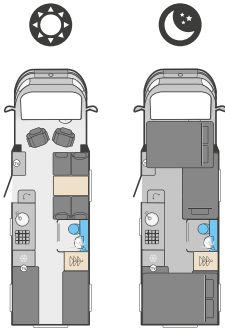
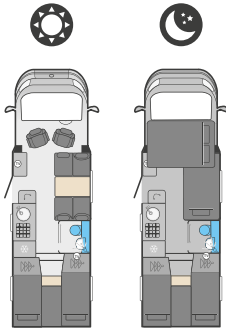
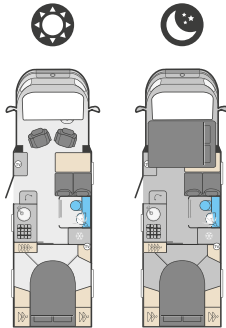


Voyager 4 Series

Specification



	475		485		494	
						
						
	Standard	Optional	Standard	Optional	Standard	Optional
Ford EcoBlue diesel engine	130 bhp	165 bhp Auto	130 bhp	165 bhp Auto	130 bhp	165 bhp Auto
Engine capacity	2.0ltr		2.0ltr		2.0ltr	
Engine power	130bhp @ 3500rpm	165bhp @ 3500rpm	130bhp @ 3500rpm	165bhp @ 3500rpm	130bhp @ 3500rpm	165bhp @ 3500rpm
Engine torque	390Nm @ 2500rpm		390Nm @ 2500rpm		390Nm @ 2500rpm	
Wheel base	4.52m / 14' 10"		4.52m / 14' 10"		4.52m / 14' 10"	
Seat belts (inc. driver)	5		5		4	
Berths (sleeping positions)	5		5		4	
Overall length	7.54m / 24' 9"		7.54m / 24' 9"		7.54m / 24' 9"	
Overall body width (mirrors folded)	2.37m / 7' 9"		2.37m / 7' 9"		2.37m / 7' 9"	
Overall height	2.98m / 9' 9"		2.98m / 9' 9"		2.98m / 9' 9"	
Maximum technical permissible laden mass (A)	3500kg	3550kg	3500kg	3550kg	3500kg	
Mass in running order (B)	3070kg	3100kg	3070kg	3100kg	3088kg	3118kg
Maximum user payload (A-B)	430kg	450kg	430kg	450kg	412kg	382kg
Thermal insulation grade	THREE		THREE		THREE	
Maximum trailer weight	2000kg		2000kg		2000kg	
Gross train weight	5500kg		5500kg		5500kg	
BED SIZES						
Front offside single	193cm x 100cm / 6'4" x 3'3"		193cm x 100cm / 6'4" x 3'3"			
Rear double	200cm x 147cm / 6'7" x 4'10"		206cm x 115cm / 6'9" x 3'9"		183cm x 143cm / 6'0" x 4'8"	
Rear nearside single			191cm x 78cm / 6'3" x 2'7"			
Rear offside single			191cm x 78cm / 6'3" x 2'7"			
Luton bed	190cm x 133cm / 6'3" x 4'4"		190cm x 133cm / 6'3" x 4'4"		190cm x 133cm / 6'3" x 4'4"	

Voyager 5 Series

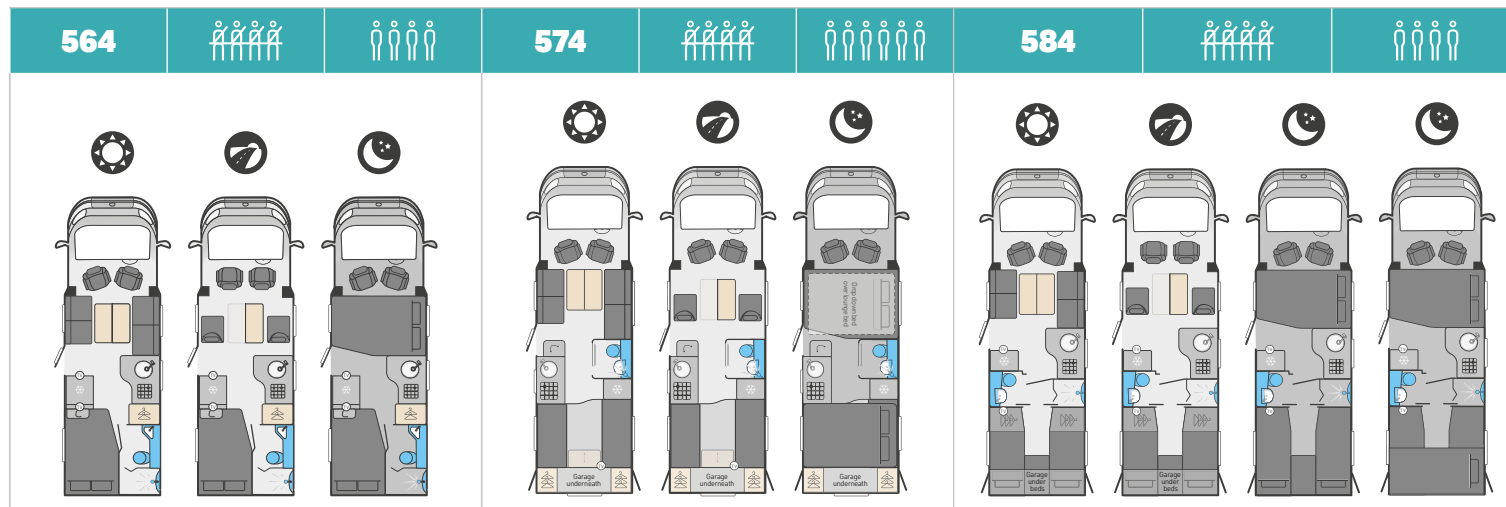
Specification



	505		510		540	
	Standard	Optional	Standard	Optional	Standard	Optional
Ford EcoBlue diesel engine	130 bhp	165 bhp Auto	130 bhp	165 bhp Auto	130 bhp	165 bhp Auto
Engine capacity	2.0ltr		2.0ltr		2.0ltr	
Engine power	130bhp @ 3500rpm	165bhp @ 3500rpm	130bhp @ 3500rpm	165bhp @ 3500rpm	130bhp @ 3500rpm	165bhp @ 3500rpm
Engine torque	390Nm @ 2500rpm		390Nm @ 2500rpm		390Nm @ 2500rpm	
Wheel base	3.95m / 13' 0"		3.95m / 13' 0"		3.95m / 13' 0"	
Seat belts (inc. driver)	4		4		4	
Berths (sleeping positions)	4		4		4	
Overall length	6.19m / 20' 4"		7.22m / 23' 8"		7.01m / 23' 0"	
Overall body width (mirrors folded)	2.37m / 7' 9"		2.37m / 7' 9"		2.37m / 7' 9"	
Overall height	2.87m / 9' 5"		2.87m / 9' 5" Est		2.87m / 9' 5" Est	
Maximum technical permissible laden mass (A)	3500kg		3500kg		3500kg	
Mass in running order (B)	2830kg Est	2850kg Est	2860kg	2890kg	3005kg	3035kg
Maximum user payload (A-B)	670kg Est	640kg Est	640kg	610kg	495kg	465kg
Thermal insulation grade	THREE		THREE		THREE	
Maximum trailer weight	2000kg		2000kg		2000kg	
Gross train weight	5500kg		5500kg		5500kg	
BED SIZES						
Front double	194cm x 165cm / 114cm / 6'4" x 5'10" / 3'9"		194cm x 165cm / 114cm / 6'4" x 5'10" / 3'9"		194cm x 165cm / 114cm / 6'4" x 5'10" / 3'9"	
Rear double						
Rear nearside single						
Rear offside single						
Drop down bed	189cm x 150cm / 6'2" x 4'11"		189cm x 150cm / 6'2" x 4'11" Est		189cm x 150cm / 6'2" x 4'11" Est	

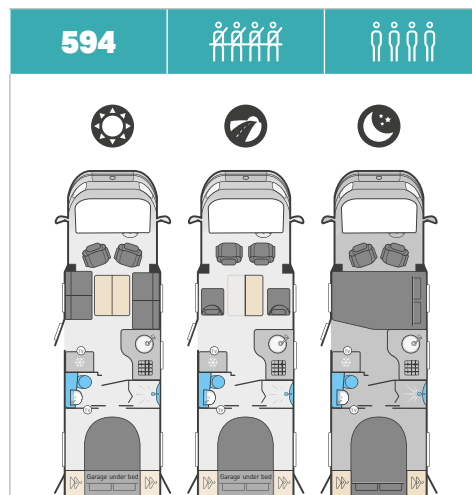
Voyager 5 Series

Specification



	564		574		584	
	Standard	Optional	Standard	Optional	Standard	Optional
Ford EcoBlue diesel engine	130 bhp	165 bhp Auto	130 bhp	165 bhp Auto	130 bhp	165 bhp Auto
Engine capacity	2.0ltr		2.0ltr		2.0ltr	
Engine power	130bhp @ 3500rpm	165bhp @ 3500rpm	130bhp @ 3500rpm	165bhp @ 3500rpm	130bhp @ 3500rpm	165bhp @ 3500rpm
Engine torque	390Nm @ 2500rpm		390Nm @ 2500rpm		390Nm @ 2500rpm	
Wheel base	3.95m / 13' 0"		4.52m / 14' 10"		4.52m / 14' 10"	
Seat belts (inc. driver)	4		4		4	
Berths (sleeping positions)	4		6		4	
Overall length	7.22m / 23' 8"		7.73m / 25' 4"		7.85m / 25' 9"	
Overall body width (mirrors folded)	2.37m / 7' 9"		2.37m / 7' 9"		2.37m / 7' 9"	
Overall height	2.87m / 9' 5" Est		2.87m / 9' 5"		2.87m / 9' 5"	
Maximum technical permissible laden mass (A)	3500kg		3500kg		3500kg	
Mass in running order (B)	2990kg	3020kg	3115kg	3145kg	3076kg	3106kg
Maximum user payload (A-B)	510kg	480kg	385kg	355kg	424kg	394kg
Thermal insulation grade	THREE		THREE		THREE	
Maximum trailer weight	2000kg		2000kg		2000kg	
Gross train weight	5500kg		5500kg		5500kg	
BED SIZES						
Front double	194cm x 132cm / 105cm / 6'4" x 4'4" / 3'5"		194cm x 165cm / 114cm / 6'4" x 5'10" / 3'9"		194cm x 132cm / 105cm / 6'4" x 4'4" / 3'5"	
Rear double	188cm x 129cm / 6'2" x 4'3"		202cm x 131cm / 6'8" x 4'4"		206cm x 115cm / 6'9" x 3'9"	
Rear nearside single					195cm x 78cm / 6'5" x 2'7"	
Rear offside single					195cm x 78cm / 6'5" x 2'7"	
Drop down bed			189cm x 150cm / 6'2" x 4'11"			

Voyager 5 Series Specification



	Standard	Optional
Ford EcoBlue diesel engine	130 bhp	165 bhp Auto
Engine capacity	2.0ltr	
Engine power	130bhp @ 3500rpm	165bhp @ 3500rpm
Engine torque	390Nm @ 2500rpm	
Wheel base	4.52m / 14' 10"	
Seat belts (inc. driver)	4	
Berths (sleeping positions)	4	
Overall length	7.85m / 25' 9"	
Overall body width (mirrors folded)	2.37m / 7' 9"	
Overall height	2.87m / 9' 5"	
Maximum technical permissible laden mass (A)	3500kg	
Mass in running order (B)	3095kg Est	3125kg Est
Maximum user payload (A-B)	405kg Est	375kg Est
Thermal insulation grade	THREE	
Maximum trailer weight	2000kg	
Gross train weight	5500kg	4250kg
BED SIZES		
Front double	194cm x 132cm / 105cm / 6'4" x 4'4" / 3'5"	
Rear double	183cm x 143cm / 6'0" x 4'8"	
Rear nearside single		
Rear offside single		
Drop down bed		

- The Maximum User Payload includes:
 - the conventional load (this is the allowance for passengers)
 - essential habitation equipment (items and fluids required for safe and proper functioning of habitation equipment)
 - optional equipment (items available from the manufacturer over and above the standard specification)
 - personal effects (those items not covered by the above)
- The Mass in Running Order is the mass of the unladen vehicle including a 75kg allowance for the driver plus engine coolants and 90% of the fuel tank capacity and 1 x 6kg Calor Lite LPG cylinder.
- The MRO is calculated with the fresh water tank empty. If you travel with water in the fresh water tank then the payload will reduce accordingly.
- Please take care to ensure that you have allowed for the masses of all items you intend to carry in the motorhome, e.g. passengers, optional equipment, essential habitation equipment and personal effects, such as clothing, food, pets, bicycles, sailboards, sports equipment etc.
- Warning - under no circumstances should the maximum technical permissible laden mass of the motorhome be exceeded.**
- Caution - When fitting a tow bar, it must meet certain minimum requirements as specified by Type Approval Regulations. The bar will have marked on it the approval standard (94/20/EC or 55R ECE) and the maximum download, or nose weight, that it can accept. It must fit the manufacturer's approved mounting points and must not obscure the towing vehicle's number plate.**
- Note - the additional weight of the tow bar and trailer nose weight increases the rear axle loading of the motorhome so care should be taken that the rear axle load is not exceeded when towing.**
- To ensure adequate road holding, the load on the front axle, under all conditions must not be less than 40% or more than 70% of the total weight. Care must be taken when distributing loads. The loadings above are maximum loadings and must not be exceeded under any circumstances.

Est = Estimate